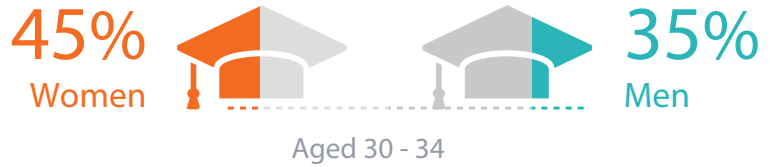


## Education and training

### 1. GRADUATES in tertiary education

FEWER MEN than women have GRADUATED from UNIVERSITY



### 2. SEGREGATION by gender

Women account for 17% of the GRADUATES in ICT

Graduates in STEM:



Graduates in EHW:





ICT: Information and Communications Technology

STEM: Science, Technology, Engineering, Mathematics


EHW: Education, Health, Welfare

### 3. DROPOUTS from education



### 4. Gender STEREOTYPES

FEWER girls than boys EXPECT to work in SCIENCE-related occupations



### 5. DECISION-MAKING in education

